


May Report

05-01-2022 → 05-31-2022

Market Grade: 4/10

(Market Conditions)

Note: The tragic crash of LUNA has caused 6-10% undocumented loss.



Closed Positions


(BTC)

15 Closed Positions

4.8% Average Profit

2.4% Realized Profit


2022-04-25 02:11	2022-05-06 10:52	1INCHBTC	0.00551703	0.00003494	0.00003670	0.00027790	0.00001131	0.00026659	4.83%
2022-04-28 02:10	2022-05-05 00:08	ETCBTC	0.00553000	0.00079000	0.00082900	0.00027300	0.00001133	0.00026167	4.73%
2022-05-01 02:10	2022-05-04 23:38	DOTBTC	0.00552124	0.00039130	0.00041080	0.00027514	0.00001132	0.00026383	4.78%
2022-05-03 02:10	2022-05-04 20:31	COMPBTC	0.00554028	0.00274000	0.00287000	0.00026286	0.00001134	0.00025152	4.54%
2022-05-01 02:10	2022-05-04 09:02	ETCBTC	0.00552474	0.00070200	0.00073600	0.00026758	0.00001131	0.00025627	4.64%
2022-05-10 02:10	2022-05-23 16:24	ETCBTC	0.00553415	0.00075500	0.00079100	0.00026388	0.00001133	0.00025255	4.56%
2022-05-23 02:10	2022-05-23 15:39	DOTBTC	0.00552114	0.00033300	0.00034960	0.00027523	0.00001132	0.00026391	4.78%
2022-05-17 02:10	2022-05-23 01:02	DASHBTC	0.00552585	0.00197000	0.00206600	0.00026928	0.00001133	0.00025795	4.67%
2022-05-12 02:10	2022-05-13 05:14	RUNEBTC	0.00550800	0.00010800	0.00011360	0.00028560	0.00001130	0.00027430	4.98%
2022-05-13 02:10	2022-05-13 04:31	POLSBTC	0.00557220	0.00002008	0.00002088	0.00022200	0.00001136	0.00021064	3.78%
2022-05-08 02:10	2022-05-10 11:34	MATICBTC	0.00552085	0.00002865	0.00003008	0.00027556	0.00001132	0.00026424	4.79%
2022-04-25 02:10	2022-05-10 09:39	FTTBTC	0.00552815	0.00103330	0.00108350	0.00026857	0.00001133	0.00025724	4.65%
2022-05-10 02:10	2022-05-10 05:46	RUNEBTC	0.00551760	0.00015200	0.00015950	0.00027225	0.00001131	0.00026094	4.73%
2022-05-09 02:10	2022-05-10 01:02	MKRBTC	0.00552625	0.03491000	0.03662000	0.00027069	0.00001133	0.00025937	4.69%
2022-05-04 02:10	2022-05-07 09:44	POLSBTC	0.00553181	0.00002713	0.00002842	0.00026303	0.00001132	0.00025171	4.55%



Unrealized Profit-Loss

(June Crossover)

9 Open Positions



Closed Positions


(USDT)

13 Closed Positions

4.8% Average Profit

2% Realized Profit

2022-04-26 02:40	2022-05-11 10:40	MKR-USDT	8.75655000	1751.31000000	1838.88000000	0.43785000	0.01751660	0.42033340	4.80%
2022-05-08 02:41	2022-05-08 11:40	SUSHI-USDT	8.21304000	2.07400000	2.17500000	0.39996000	0.01641024	0.38354976	4.67%
2022-05-02 02:40	2022-05-02 09:40	AVA-USDT	8.73743250	1.16499100	1.22324100	0.43687500	0.01752204	0.41935296	4.80%
2022-05-01 02:40	2022-05-02 06:40	COMP-USDT	8.98610700	103.17000000	108.19000000	0.43724200	0.01795306	0.41928894	4.67%
2022-05-25 02:40	2022-05-30 21:40	RUNE-USDT	7.22936000	3.14320000	3.30120000	0.36340000	0.01447436	0.34892564	4.83%
2022-05-23 02:40	2022-05-23 11:40	SOL-USDT	7.27622000	51.97300000	54.57200000	0.36386000	0.01455300	0.34930700	4.80%
2022-05-23 02:40	2022-05-23 07:40	RUNE-USDT	7.06261000	3.07070000	3.22420000	0.35305000	0.01411832	0.33893168	4.80%
2022-05-21 02:40	2022-05-22 09:40	MATIC-USDT	6.91200000	0.64000000	0.67200000	0.34560000	0.01382832	0.33177168	4.80%
2022-05-18 02:41	2022-05-22 06:40	1INCH-USDT	7.57505000	0.94100000	0.98800000	0.37835000	0.01518230	0.36316770	4.79%
2022-05-19 02:40	2022-05-19 13:40	RUNE-USDT	7.02528000	2.92720000	3.07240000	0.34848000	0.01403664	0.33444336	4.76%
2022-05-18 02:40	2022-05-18 12:40	LUNA-USDT	7.57705951	0.00018770	0.00019709	0.37885499	0.01513450	0.36372049	4.80%
2022-05-14 02:40	2022-05-17 17:40	LTC-USDT	8.01642000	69.70800000	73.14800000	0.39560000	0.01602800	0.37957200	4.73%
2022-05-16 02:40	2022-05-17 12:40	AVA-USDT	7.75921200	0.72516000	0.76141800	0.38796060	0.01556142	0.37239918	4.80%



Unrealized Profit-Loss

(June Crossover)

12 Open Positions