


# June Report

06-01-2022 → 06-30-2022

Market Grade: 5/10

(Market Conditions)



## Closed Positions


(BTC)

16 Closed Positions

4.8% Average Profit

2.6% Realized Profit


2022-06-13 02:10	2022-06-14 03:41	MATIC-BTC	0.00000740	0.00001850	0.00001943	0.00000037	0.00000002	0.00000035	4.76%
2022-06-12 02:10	2022-06-14 00:41	AVA-BTC	0.00000654	0.00002179	0.00002288	0.00000033	0.00000002	0.00000031	4.69%
2022-06-16 02:10	2022-06-21 05:40	MATIC-BTC	0.00001912	0.00001912	0.00002008	0.00000096	0.00000004	0.00000092	4.81%
2022-06-23 02:10	2022-06-26 09:40	FTT-BTC	0.00003779	0.00125980	0.00132280	0.00000189	0.00000008	0.00000181	4.79%
2022-06-22 02:11	2022-06-26 20:40	ETC-BTC	0.00003087	0.00077180	0.00081040	0.00000154	0.00000006	0.00000148	4.81%
2022-06-22 02:11	2022-06-24 16:40	DOT-BTC	0.00003327	0.00036962	0.00038810	0.00000166	0.00000006	0.00000160	4.82%
2022-06-21 02:10	2022-06-24 20:40	SRM-BTC	0.00003406	0.00004258	0.00004471	0.00000170	0.00000006	0.00000164	4.83%
2022-06-20 02:10	2022-06-20 17:40	FTT-BTC	0.00003668	0.00122280	0.00128390	0.00000183	0.00000008	0.00000175	4.78%
2022-06-19 02:11	2022-06-20 14:40	SRM-BTC	0.00003049	0.00004356	0.00004574	0.00000153	0.00000006	0.00000147	4.81%
2022-06-19 02:11	2022-06-19 11:40	LTC-BTC	0.00003241	0.00249300	0.00262100	0.00000166	0.00000006	0.00000160	4.95%
2022-06-19 02:10	2022-06-23 11:40	BNB-BTC	0.00003139	0.01046480	0.01098800	0.00000157	0.00000006	0.00000151	4.81%
2022-06-18 02:10	2022-06-18 18:40	XRP-BTC	0.00002645	0.00001556	0.00001633	0.00000131	0.00000006	0.00000125	4.72%
2022-06-17 02:10	2022-06-20 17:40	MATIC-BTC	0.00001881	0.00001881	0.00001975	0.00000094	0.00000004	0.00000090	4.78%
2022-06-27 02:11	2022-07-06 09:40	BNB-BTC	0.00003346	0.01115500	0.01171930	0.00000169	0.00000006	0.00000163	4.88%
2022-06-27 02:11	2022-07-04 18:40	RUNE-BTC	0.00004118	0.00010294	0.00010812	0.00000207	0.00000008	0.00000199	4.84%
2022-06-29 02:10	2022-06-29 16:40	AVA-BTC	0.00003270	0.00002725	0.00002861	0.00000163	0.00000006	0.00000157	4.81%



# Unrealized Profit-Loss

(July Crossover)

3 Open Positions



# Closed Positions


(USDT)

13 Closed Positions

4.8% Average Profit

# 2% Realized Profit

2022-06-03 02:40	2022-06-06 14:40	AVA-USDT	15.05520000	0.69700000	0.73185000	0.75276000	0.03012888	0.72263112	4.80%
2022-06-01 02:40	2022-06-06 07:40	AVAX-USDT	15.56892000	26.38800000	27.66600000	0.75402000	0.03110126	0.72291874	4.64%
2022-06-06 02:40	2022-06-06 07:40	MATIC-USDT	3.73320000	0.62220000	0.65300000	0.18480000	0.00746280	0.17733720	4.75%
2022-06-09 02:40	2022-06-09 18:40	SRM-USDT	9.24560000	1.01600000	1.06700000	0.46410000	0.01850940	0.44559060	4.82%
2022-06-08 02:40	2022-06-24 22:40	SOL-USDT	4.44070000	40.37000000	42.43400000	0.22704000	0.00888668	0.21815332	4.91%
2022-06-11 02:40	2022-06-25 22:40	COMP-USDT	4.48920000	51.60000000	54.08000000	0.21576000	0.00896796	0.20679204	4.61%
2022-06-13 02:41	2022-06-23 02:40	MATIC-USDT	48.28950000	0.47250000	0.49540000	2.34038000	0.09641548	2.24396452	4.65%
2022-06-13 02:40	2022-06-13 04:41	DOT-USDT	48.21535400	7.06970000	7.42040000	2.39177400	0.09627930	2.29549470	4.76%
2022-06-26 02:40	2022-06-26 09:40	MATIC-USDT	0.29495000	0.58990000	0.61960000	0.01485000	0.00059040	0.01425960	4.83%
2022-06-25 02:40	2022-06-25 21:40	FTT-USDT	0.79686000	26.56200000	27.89000000	0.03984000	0.00159426	0.03824574	4.80%
2022-06-23 02:42	2022-06-23 11:40	SOL-USDT	1.05846000	35.28200000	37.10100000	0.05457000	0.00212004	0.05244996	4.96%
2022-06-23 02:41	2022-06-24 09:40	AVA-USDT	0.10766540	0.53832700	0.56524300	0.00538320	0.00021566	0.00516754	4.80%
2022-06-23 02:40	2022-06-23 07:40	RUNE-USDT	0.37076000	1.85380000	1.94650000	0.01854000	0.00074136	0.01779864	4.80%



# Unrealized Profit-Loss

(July Crossover)

7 Open Positions